



### District Report Card: 2017


<b>State:</b> Arunachal Pradesh	<b>District:</b> East Siang
<b>Class:</b> 5	<b>Subject:</b> Language
<b>Schools:</b> 56	<b>Students:</b> 830


### Participation/Coverage


#### Students

<div>GENDER</div> <div></div>	Boys				Girls			
	Number		%		Number		%	
	404		48.67		426		51.33	

<div>AREA</div> <div></div>	Rural				Urban			
	Number		%		Number		%	
	621		74.82		209		25.18	

<div>CATEGORY</div> <div></div>	SC		ST		OBC		GEN	
	Number	%	Number	%	Number	%	Number	%
	84	10.12	401	48.31	98	11.81	247	29.76

<div>CWSN</div> <div></div>	LD	VI	HI	S&LD	ID	Oth
	1	4	4	0	4	36

<div>Management</div> <div></div>	Government			Government-aided		
	Number		%	Number		%
	798		96.14	32		3.86

### Average Performance of Students in Language (%)

Overall	Gender		Area		Management		Social Group			
	Male	Female	Rural	Urban	Govt.	Aided	SC	ST	OBC	GEN
<b>37.04</b>	<b>37.38</b>	<b>36.73</b>	<b>35.70</b>	<b>41.05</b>	<b>36.68</b>	<b>46.25</b>	<b>33.10</b>	<b>38.97</b>	<b>36.60</b>	<b>35.44</b>

## Performance on Learning Outcomes (LOs)

Learning Outcomes	Description	Average Performance(%)
L504	Reads and comprehends independently storybooks, news items/ headlines, advertisements etc.	37.01
L508	Reads text with comprehension, locates details and sequence of events	37.06

Range of Performance of Students who Answered Correctly							
Below 30%		30% - 50%		50% - 75%		Above 75%	
Number	%	Number	%	Number	%	Number	%
329	39.64	323	38.92	142	17.11	36	4.34

## Lowest Performing Learning Outcomes (LOs)

- 1 - Reads and comprehends independently storybooks, news items/ headlines, advertisements etc. (37.01)
- 2 - Reads text with comprehension, locates details and sequence of events (37.06)